

Appendix 1

Mental Capacity Act 2005, Deprivation of Liberty Safeguards, England 2015-16

The information below is derived from the Mental Capacity Act 2005, Deprivation of Liberty Safeguards (DoLS) data collection for the period 1 April 2015 to 31 March 2016.

This data collection provides information about DoLS applications that were active at any time within the reporting period. This includes applications which were received before 1st April 2015.

The full report was published on 28 September 2016 and can viewed at: <http://content.digital.nhs.uk/catalogue/PUB21814>

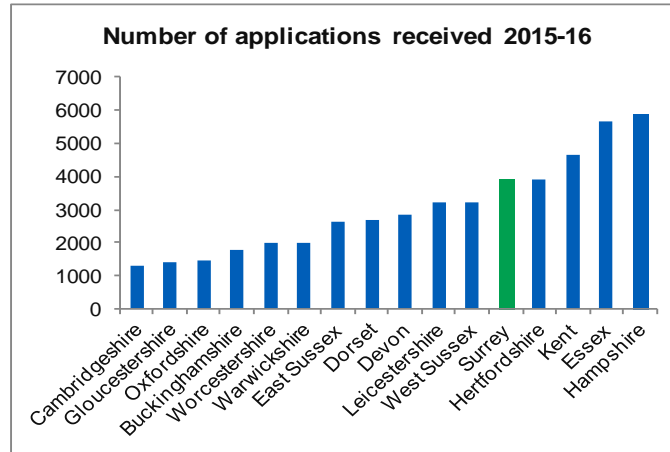
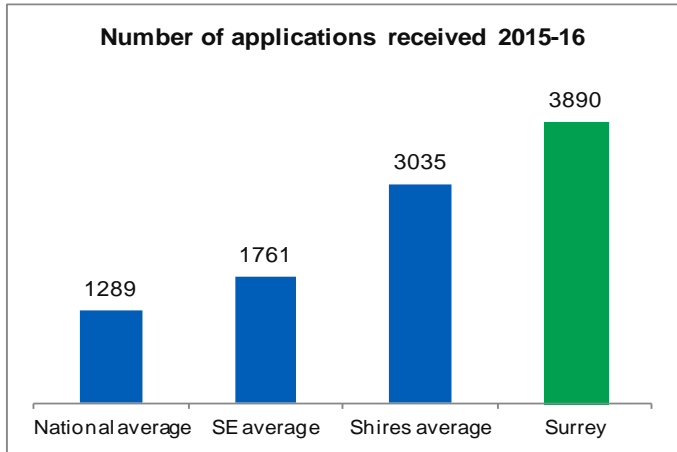
Key Points

- In 2015-16, Surrey received 3890 requests for DoLS authorisations. This is the 5th highest number of DoLS applications received by a LA in the country. The highest was Hampshire who received 5900 applications.
- Surrey had the 5th highest number of active applications in the 2015-16 period across all LA's in the country. This includes applications received before 01/04/2015 which had not been completed.

2015-16 DoLS Activity in Surrey and Comparator Authorities

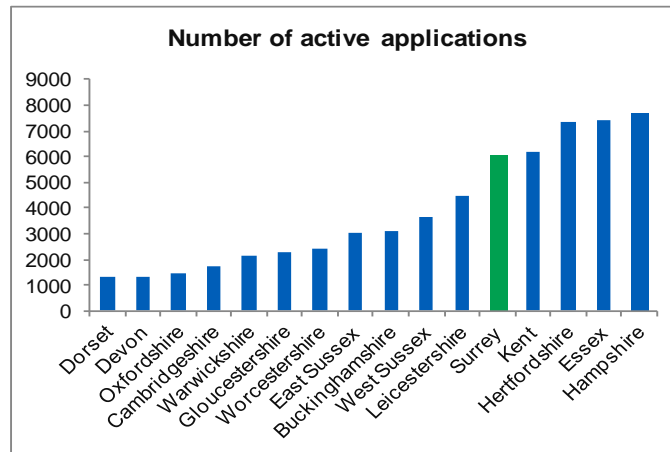
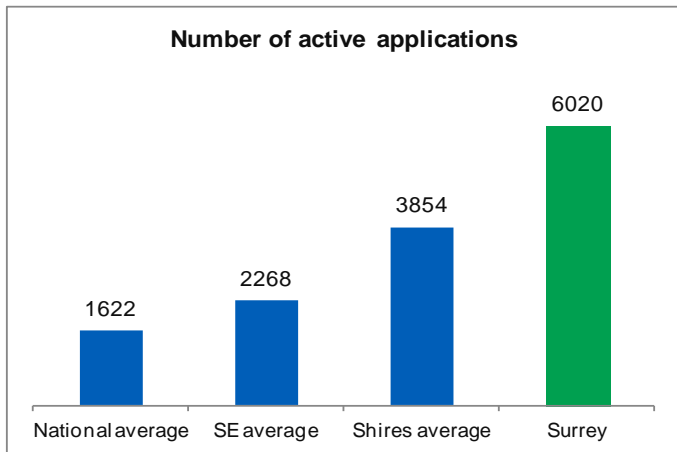
	Surrey		Hampshire		Kent		West Sussex		East Sussex		Buckinghamshire		Oxfordshire		National Average	
	Total	%	Total	%	Total	%	Total	%	Total	%	Total	%	Total	%	Total	%
Number of applications 'Received' 2015-16	3890		5900		4680		3235		2645		1785		1435		1289	
Number of 'Active' applications in 2015-16 <i>(Includes applications received prior to 2015-16)</i>	6020		7680		6220		3655		3015		3100		1435		1622	
Number of 'Granted' applications in 2015-16	345	6%	2830	37%	1070	17%	785	21%	740	25%	890	29%	160	11%	614	38%
Number of 'Not Granted' applications in 2015-16	15	0%	225	3%	60	1%	40	1%	540	18%	755	24%	15	1%	189	12%
Number of 'Withdrawn' applications in 2015-16	570	9%	1920	25%	10	0%	240	8%	10	0%	335	23%	149	9%
Number of applications not yet signed off as at 31/03/2016	5095	85%	2705	35%	5080	82%	2830	77%	1495	50%	1445	47%	925	64%	670	41%

Number of DoLS applications received between 01/04/2015 and 31/03/2016

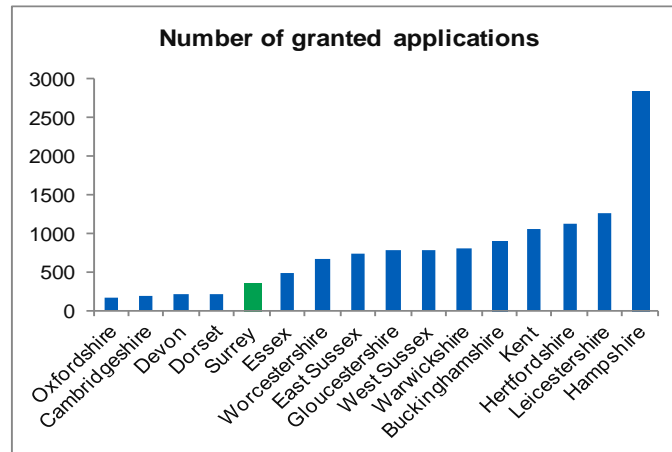
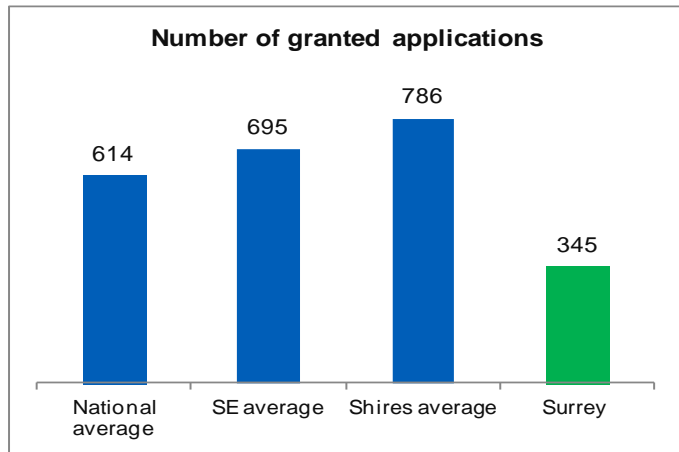


Number of DoLS applications which were active during the period between 01/04/2015 and 31/03/2016

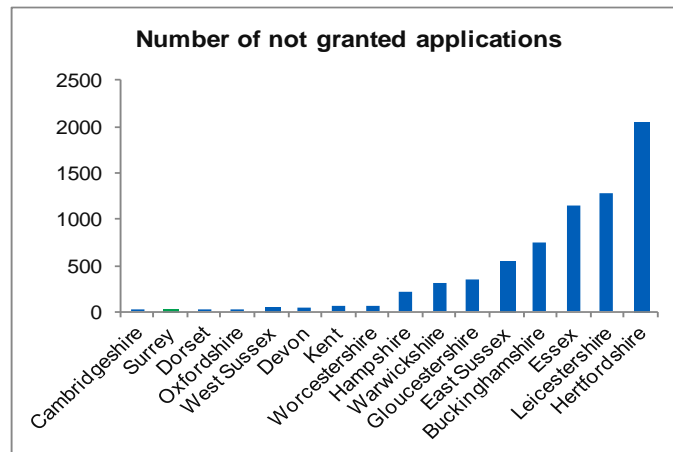
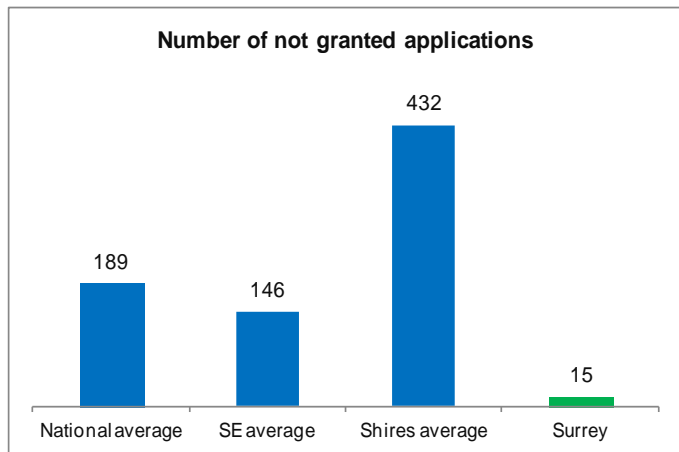
Please note, this includes applications received before 01/04/2016 which were not signed off prior to 01/04/2015.



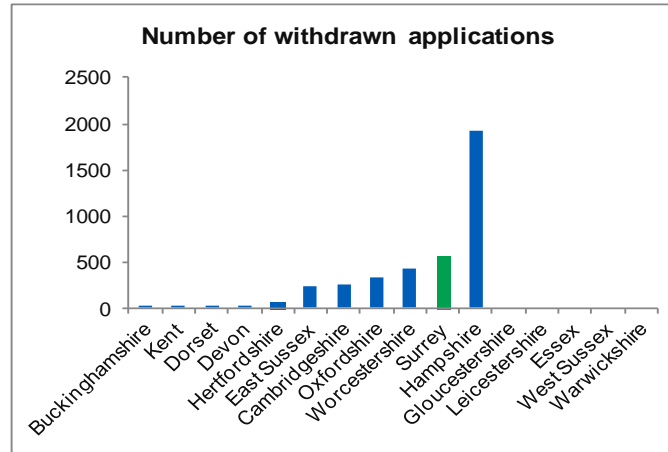
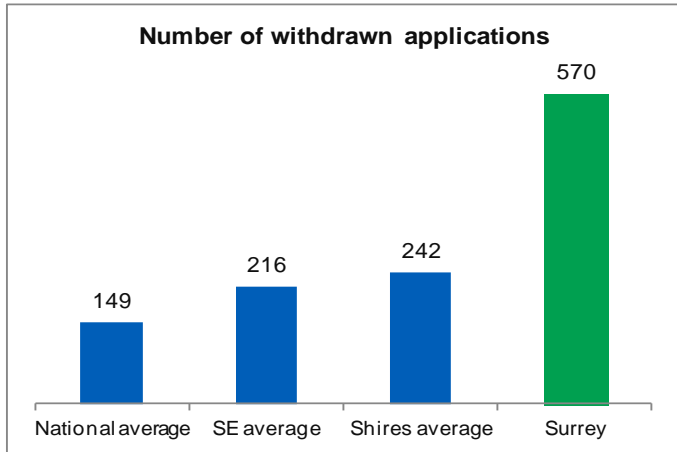
Number of DoLS applications which were 'Granted' during the period between 01/04/2015 and 31/03/2016



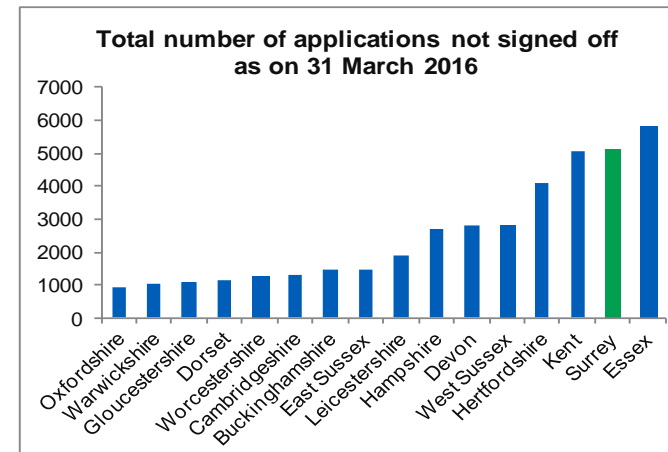
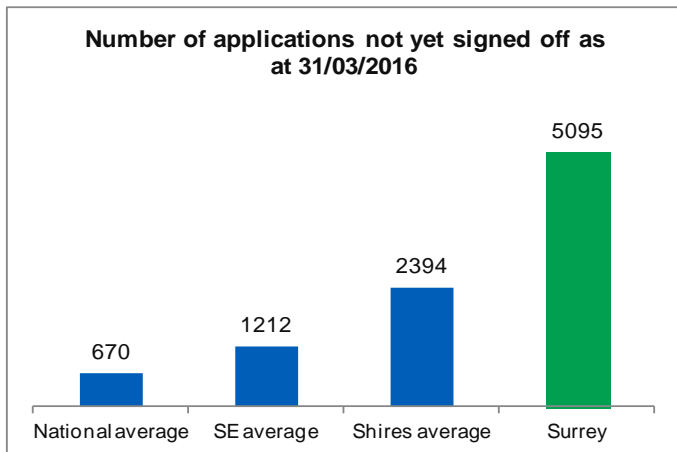
Number of DoLS applications which were 'Not Granted' during the period between 01/04/2015 and 31/03/2016



Number of DoLS applications which were 'Withdrawn' during the period between 01/04/2015 and 31/03/2016



Number of DoLS applications which were not signed off as at 31/03/2016 (still active)



This page is intentionally left blank